

RVI Vex Louvres

# RVI Vex Louvre Systems



Visit: [www.rvi-group.com](http://www.rvi-group.com)  
Email: [marketing@rvi-group.com](mailto:marketing@rvi-group.com)  
Tel: 011 047 8280

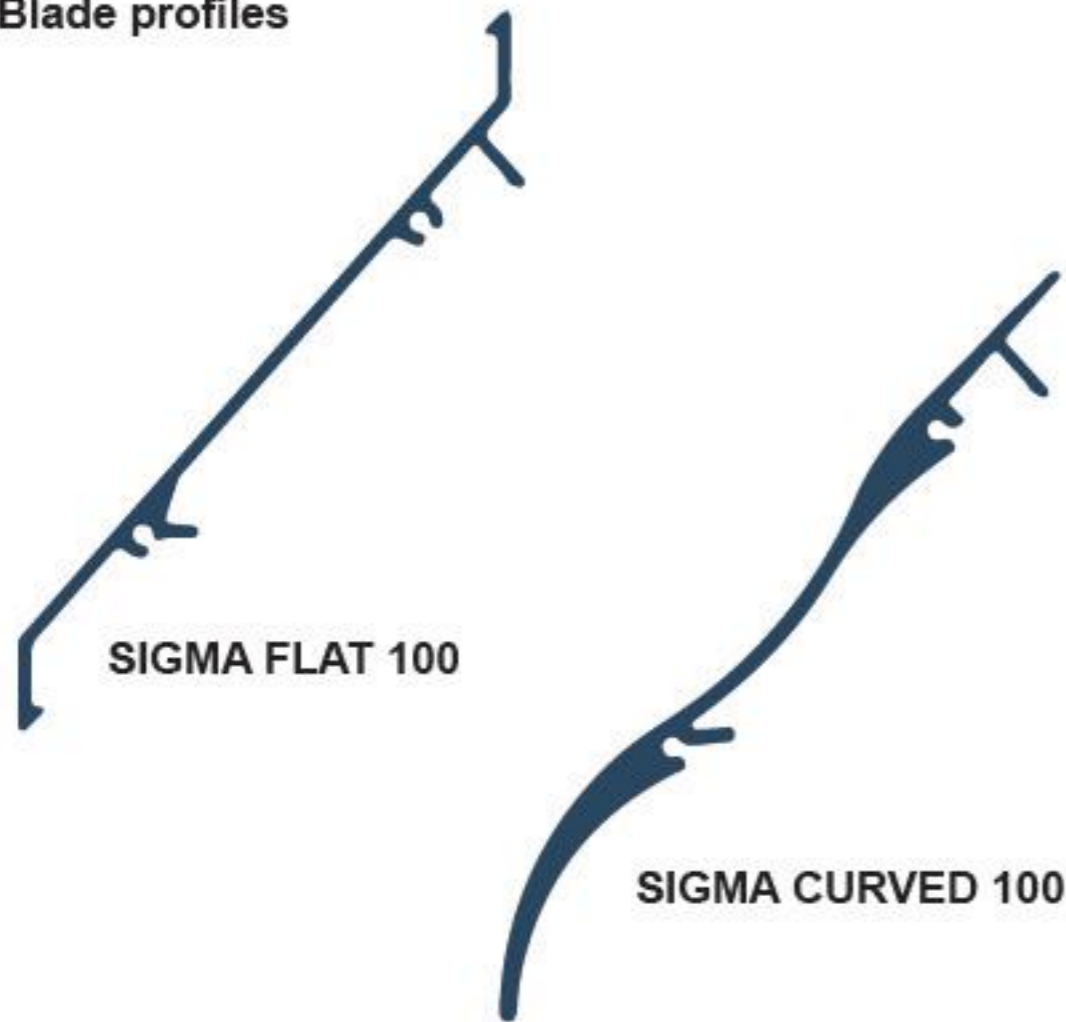
RVI Vex Louvres

# RVI



# RVI Vex Louvre Systems

## Blade profiles



## Material

- Louvre blades: extruded aluminium alloy 6063 T6
- Louvre mullions, brackets etc.: extruded aluminium alloy

## Finishes

- Louvre units can be anodized, mill finish or polyester powder coated to any RAL colour

## Fixing Method

Louvre blades are fixed by clipping to extruded aluminum brackets without the use of any fasteners to allow for expansion and contraction along their length. Louvre mullions shall be fixed to builders work at centres not exceeding 1700mm, dependant on site wind pressures (as calculated and specified by a structural engineer), with RVI type brackets and suitable fasteners/anchors.

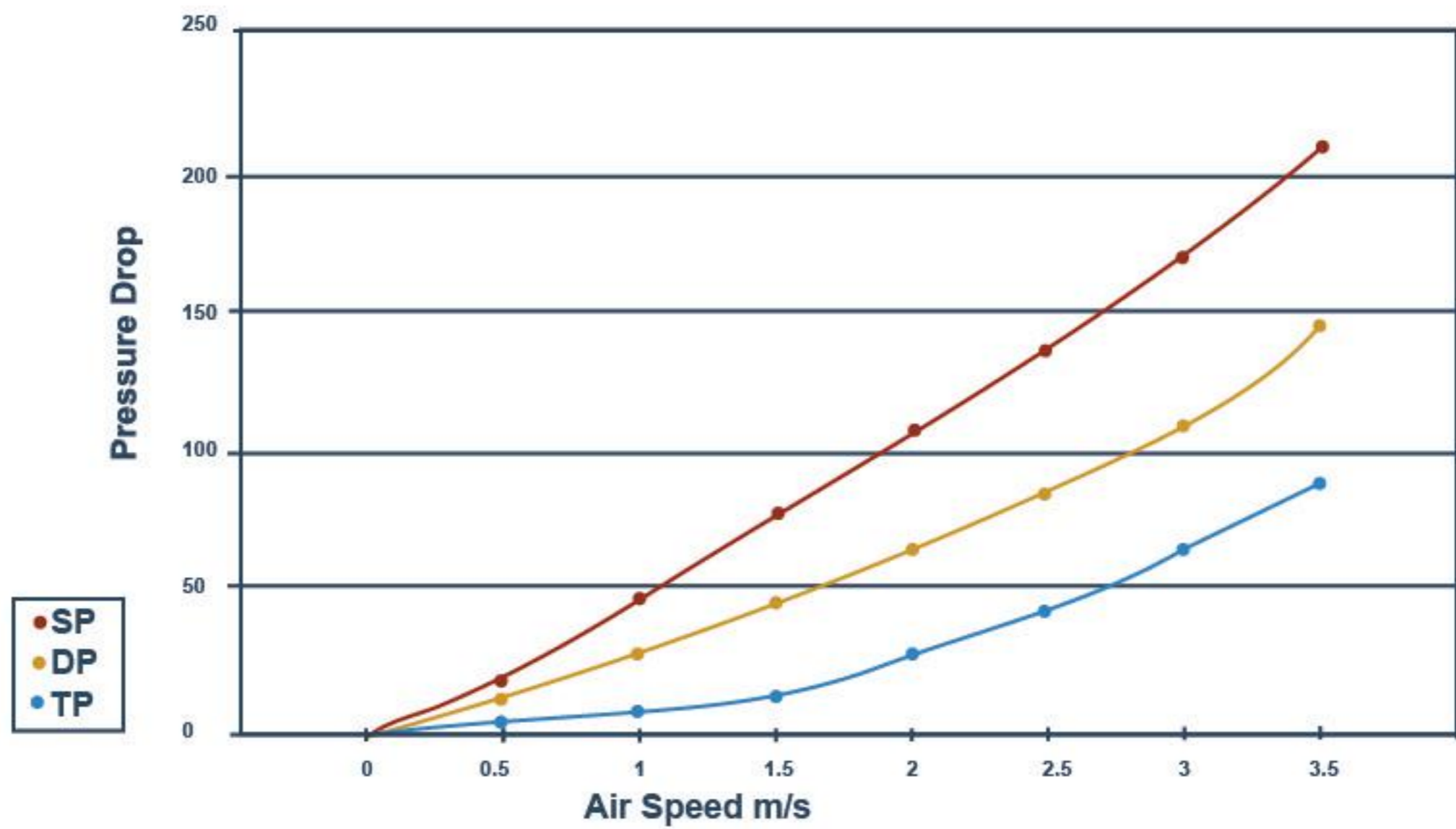
## Features

- Z-shaped extruded aluminium blades
- Continuous or individually framed louvres

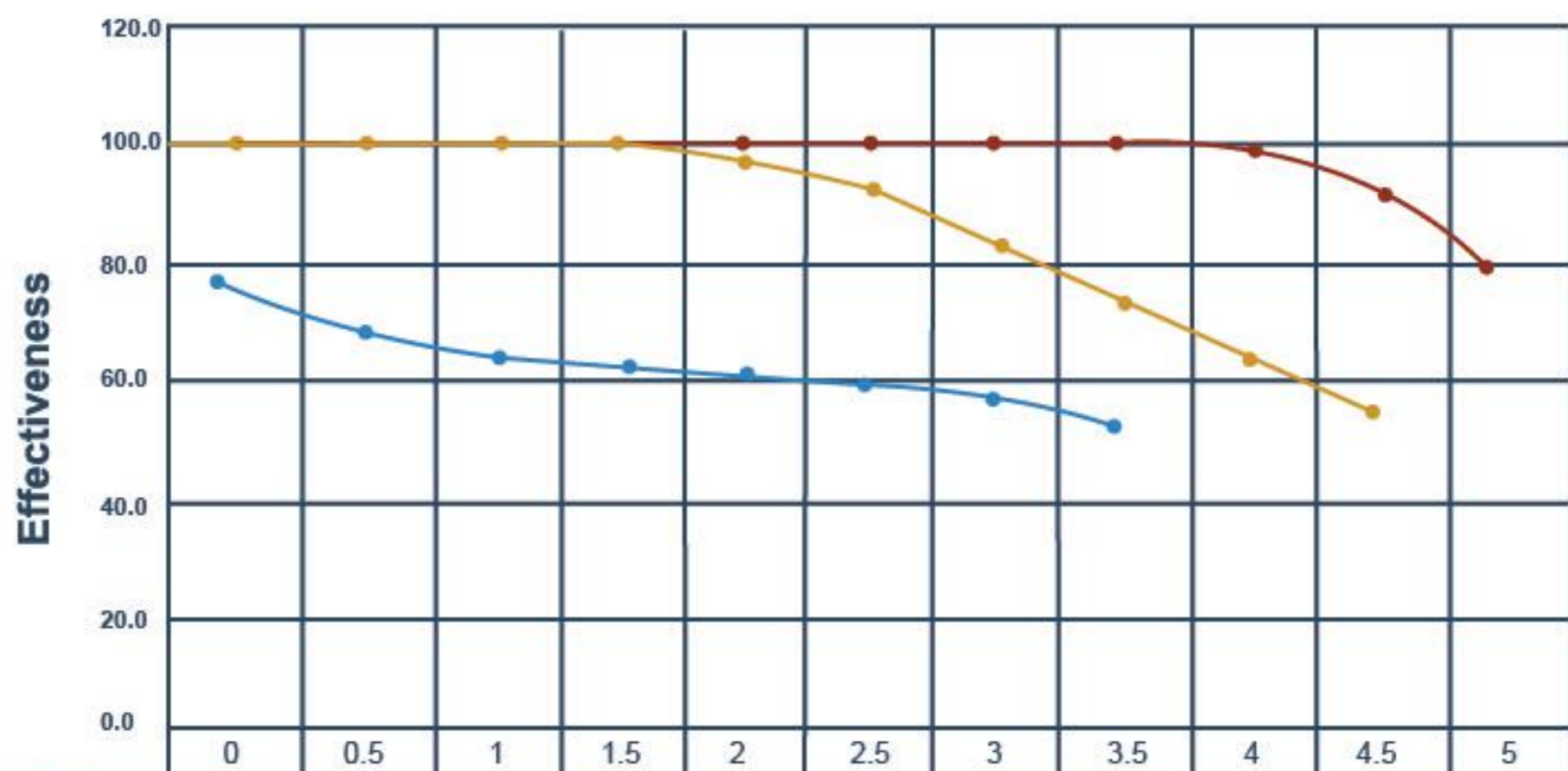
## Configurations

- Single pass
- Double pass
- tripple pass

Pressure Drop Curves for 100mm Pitch



Weather Effectiveness for 100mm Pitch



	0	0.5	1	1.5	2	2.5	3	3.5	4	4.5	5
Vex 100 SP	77.5	68.6	63.0	61.4	60.8	59.1	56.4	51.9			
Vex 100 DP	99.6	99.5	99.1	98.7	95.7	90.8	81.2	72.5	61.9	53.1	
Vex 100 TP	100.0	99.9	99.8	99.7	99.6	99.6	99.5	99.4	99.3	92.3	80.6

Core Velocity m/s



# RVI Vex Louvre Systems

## Application

Sigma louvres are extremely versatile, they can be installed into any configuration of wall facade, and the flexible clip device means that the pitch arrangement can be varied to suit individual requirements.

The blade profiles can also be used as sun louvres and make ideal screens, reducing the effect of solar heat gain and glare which often occurs in modern glazed buildings.

## Range of Pitch

Sigma louvres are available in 50mm, 80mm and 100mm pitch.


## Range of pitch with free area based on 100m blade:

- 50mm - up to 48% through the blades
- 80mm - up to 65% through the blades
- 100mm - up to 52% through the blades

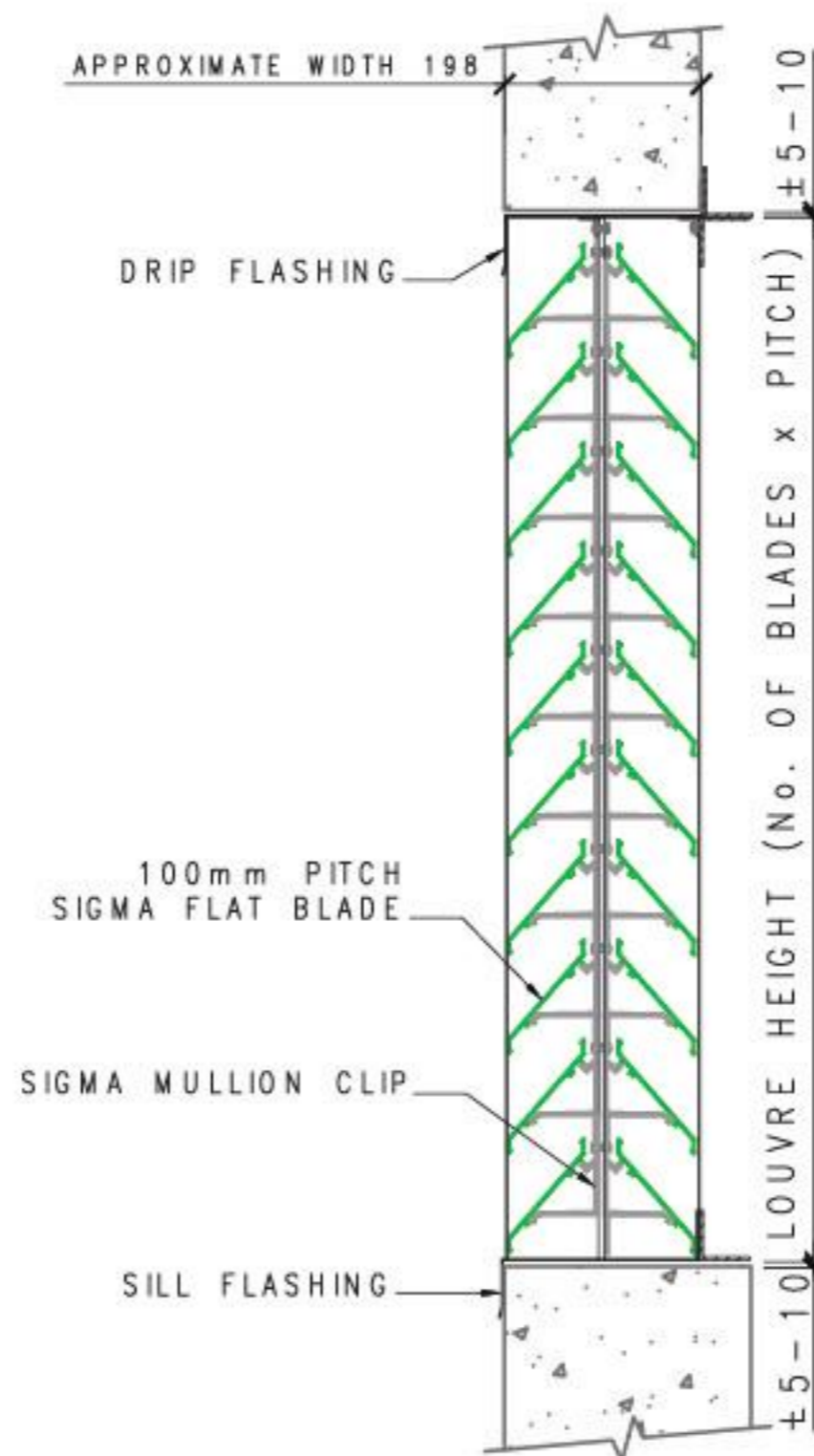
## Optional extras

- Mesh (insect and or vermin mesh as per the client's requirements)
- Surround flashing (material options include chromadek, aluminium, galvanized)
- Mitred Corners,
- Matching doors (standard door sizes)


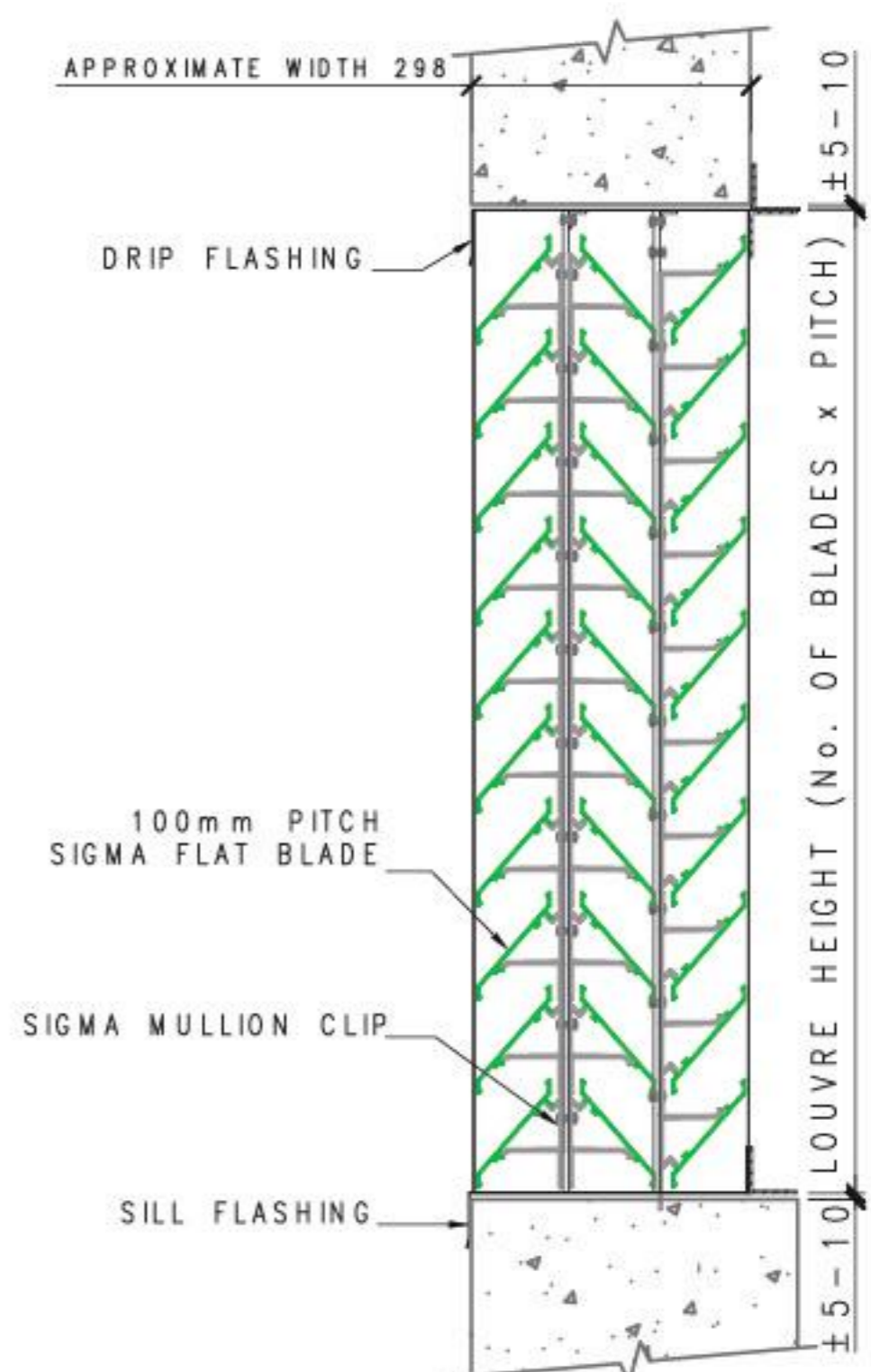
**Vex Single Pass Louvre  
Typical Vertical Section**



**Vex Double Pass Louvre  
Typical Vertical Section**



**Vex Triple Pass Louvre  
Typical Vertical Section**







**Head Office, Gauteng,  
Other provinces, Cross-border**

**Address:** Corner Barlow & Quality Roads, Isando  
**Sales:** [chrise@rvi-group.com](mailto:chrise@rvi-group.com)  
**Mobile:** 082 855 9776  
**Contracts:** [pierrevdm@rvi-group.com](mailto:pierrevdm@rvi-group.com)  
**General Enquires:** [info@rvi-group.com](mailto:info@rvi-group.com)  
**Service & Maintenance:** [servicedesk@rvi-group.com](mailto:servicedesk@rvi-group.com)  
**Tel:** +27 (0)11 047 8280

**Northern Cape, Eastern Cape  
& Western Cape**

**Address:** Corner Borfors Circle & Goodenough Avenue, Epping, Industria 2, Cape Town  
**Sales:** [kirsten.leach@rvi-group.com](mailto:kirsten.leach@rvi-group.com)  
**Mobile:** 060 606 5917  
**Contracts:** [markg@rvi-group.com](mailto:markg@rvi-group.com)  
**Mobile:** 082 301 4404  
**Service & Maintenance:** [cptservicedesk@rvi-group.com](mailto:cptservicedesk@rvi-group.com)  
**Tel:** +27 (0)21 521 1900  
**Fax:** +27 (0)21 556 6936

**Kwa-Zulu Natal**

**Address:** 11 Sucrose Crescent, Mount Edgecombe  
**Sales:** [marks@rvi-group.com](mailto:marks@rvi-group.com)  
**Mobile:** 060 995 5337  
**Contracts:** [gregorym@rvi-group.com](mailto:gregorym@rvi-group.com)  
**Mobile:** 066 475 0820  
**Service & Maintenance:** [kznservicedesk@rvi-group.com](mailto:kznservicedesk@rvi-group.com)  
**Tel:** +27 (0)31 538 0940  
**Fax:** +27 (0)31 579 5627



Version 1:2018

